

	Company	Club	Ktimatiki		Total
	2020	2020	2020	Adjustments	2020
Current Assets					
Cash and Cash Equivalents	49	4	9		62
Accounts Receivable from Player Transfers					0
Accounts Receivable from Group Entities & Related Parties					0
Other Accounts Receivable	2,798	1,052	3	-887	2,966
Tax assets					0
Inventories	101				101
Other Current Assets					0
Total current assets	2,948	1,056	12	-887	3,129
Non Current Assets					
Tangible Fixed Assets	134	5,551	6,300		11,985
Intangible Assets - Players	260				260
Intangible Assets - Other					0
Accounts Receivable from Player Transfers (nc)					0
Accounts Receivable from Group entities & related parties (nc)					0
Tax assets (nc)					0
Investments		2,031			2,031
Other Non-current Assets					0
Total non current assets	394	7,582	6,300	0	14,276
Total assets	3,342	8,638	6,312	-887	17,405
Current Liabilities					
Bank Overdrafts					0
Bank and other loans	450	305	1,538		2,293
Loans/Accounts Payable to Group Entities/Related Parties					0
Accounts Payable relating to Player Transfers					0
Accounts Payable to Employees					0
Accounts Payable to Social/Tax Authorities					0
Accruals and deferred Income	2,272	21			2,293
Other Accounts Payable	5,534	956	273	-887	5,876
Other Tax Liabilities					0
Short-term Provisions					0
Other Current Liabilities					0
Total Current Liabilities	8,256	1,282	1,811	-887	10,462
Non Current Liabilities					
Bank and other loans (nc)		1,703			1,703
Loans/Accounts Payable to Group Entities/Related Parties (nc)					0
Accounts Payable Relating to Player Transfers (nc)					0
Accounts Payable to Employees (nc)					0
Accounts Payable to Social/Tax Authorities (nc)					0
Deferred Income	575				575
Other Tax Liabilities (nc)			1,050		1,050
Long-term Provisions (nc)					0
Other Non-Current Liabilities	2,436	6,361			8,797
Total Non current liabilities	3,011	8,064	1,050	0	12,125
Total liabilities	11,267	9,346	2,861	-887	22,587
Net Assets / (Liabilities)					
Equity					
Share/Fund Capital	11		868		879
Retained Earnings	-19,663	-4,195	1031		-22,827
Other Reserves	11,727	3,487	1,552		16,766
Total equity	-7,925	-708	3,451	0	-5,182
Total Equity and Total Liabilities	3,342	8,638	6,312	-887	17,405
Control (total Assets = total Liabilities)					

Savvas Toumazou
Certified Public
Accountant
and Registered
Auditor

Manolis
Hadjimanolis
Certified Public
Accountant
and Registered
Auditor

Manolis
Hadjimanolis
Certified Public
Accountant
and Registered
Auditor

For and on behalf of


Predeevo Limited

For and on behalf of

Q.B.S Qualified
Business Services
Ltd



For and on behalf of

Q.B.S Qualified
Business Services
Ltd



Other operating income - Other/Non-Split	586	151	-	737
Total Other Operating Income	586	454	235	805
Total Revenue	4,862	454	235	5,081
Cost of Sales/Materials - Other/Non-Split	124	-	-	124
Total	124	-	-	124
Players - Wages and Salaries	2,040	-	-	2,040
Players - Social Security Contributions	219	-	-	219
Players Benefits Expenses - Other/Non-Split	3	-	-	3
Total Players Benefits Expenses	2,262	-	-	2,262
Other Employees - Wages and Salaries	165	-	-	165
Other Employees - Social Security Contributions	26	-	-	26
Other Employees Benefits Expenses - Other/Non-Split	191	-	-	191
Total Other Employees Benefits Expenses	191	-	-	191
Employee Benefits Expenses - Other/Non-Split	-	-	-	-
Total Employee Benefit Expenses	2,453	-	-	2,453
Depreciation of Tangible Fixed Assets	51	369	-	420
Impairment of tangible fixed assets	-	-	-	-
Amortisation of Other Intangible Assets (excluding player registrations)	-	-	-	-
Impairment of other intangible assets (excluding player registrations)	-	-	-	-
Total Depreciation, Amortisation & Impairment (excluding player registrations)	51	369	-	420
Cost of right-of-use assets (operating leases)	-	-	-	-
Matchday expenses	83	-	-	83
Sponsorship and advertising expenses	26	-	-	26
Commercial activities expenses	-	-	-	-
Property & Facilities expenses	206	-	-	206
Expenses of Non-Football Operations	-	-	-	-
Exceptional expenses	-	-	-	-
Other operating expenses - Other/Non-Split	4,138	114	2	4,019
Total Other Operating Expenses	4,453	114	2	4,334
Total Operating Expenses (excluding player registrations)	7,081	483	2	7,331

Player transfers			
Amortisation of intangible assets (player registrations)	355	-	355
Impairment of intangible assets (player registrations)	-	-	-
Profit on disposal of intangible fixed assets (player registrations)	13	-	13
Loss on disposal of intangible fixed assets (player registrations)	-	-	-
Cost of acquiring player registrations (including non capitalised agent fees and loan fees)	-	-	-
Income from disposal of player registrations (including loan income)	-	-	-
Total Player Transfers	342	-	342
Profit/(Loss) on Disposal of Tangible Fixed Assets	-	-	-
Profit/(Loss) on Disposal of Other Intangible Assets	-	-	-
Total Profit/(Loss) on Disposal of Assets			
Finance income	-	-14	-14
Finance expenses	30	101	131
Net Foreign Exchange Gains/(Losses)	-	-	-
Net Finance Income / (Expenses)	30	87	117
Other Income (non operating)	-	-	-
Other Expenses (non operating)	-	-	-
Net Non-Operating Income / (Expense)			
Tax Income / (Expense)	0	-	0
Profit/(loss) after Tax	-2,591	-116	-2,709
Dividends paid / Minority interests	0	-	0
Profit/(loss) after dividends	-2,591	-116	-2,709

Savvas Toumazou
 Certified Public Accountant
 and Registered Auditor
 For and on behalf of

Manolis Hadjimanolis
 Certified Public Accountant
 and Registered Auditor
 For and on behalf of