


OMONIA COMBINED FINANCIAL STATEMENTS

STATEMENT OF FINANCIAL POSITION

31 December 2020

	Note.	2020 €	2019 €
ASSETS			
Non-current assets			
Property, plant and equipment	12	1,036,038	1,080,204
Intangible assets	13	<u>2,355,966</u>	<u>2,595,886</u>
		<u>3,392,004</u>	<u>3,676,090</u>
Current assets			
Inventories	14	198,669	195,657
Trade and other receivables	15	3,302,265	780,282
Cash at bank and in hand	16	<u>1,573,441</u>	<u>61,406</u>
		<u>5,074,375</u>	<u>1,037,345</u>
Total assets		<u>8,466,379</u>	<u>4,713,435</u>
EQUITY AND LIABILITIES			
Equity			
Share capital	17	6,500,000	6,500,000
Accumulated losses		<u>(20,017,225)</u>	<u>(21,457,949)</u>
Total equity		<u>(13,517,225)</u>	<u>(14,957,949)</u>
Non-current liabilities			
Trade and other payables	20	16,080,690	15,408,464
Provisions for other liabilities and charges		<u>618,145</u>	<u>531,102</u>
		<u>16,698,835</u>	<u>15,939,566</u>
Current liabilities			
Trade and other payables	20	4,838,866	3,228,760
Deferred income	21	-	47,360
Borrowings	18	<u>445,903</u>	<u>455,698</u>
		<u>5,284,769</u>	<u>3,731,818</u>
Total equity and liabilities		<u>8,466,379</u>	<u>4,713,435</u>


On 29 March 2021 the Board of Directors of Omonia Combined Financial Statements authorised these financial statements for issue.



Stavros Papastavros
Director
OMONIA FOOTBALL LTD


Mihalis Argyrides
President
Athletic Club Omonia




Pavlos Nicolaidis
General Secretary
Athletic Club Omonia Nicosia


Dimitrios Grigoriou
Director
OMONIA FOOTBALL LTD



The notes on pages 10 to 26 form an integral part of these financial statements.

OMONOIA COMBINED FINANCIAL STATEMENTS

STATEMENT OF PROFIT OR LOSS AND OTHER COMPREHENSIVE INCOME Year ended 31 December 2020

	Note	2020 €	2019 €
Revenue	8	16.253.500	5.799.256
Football operating expenses	9	(10.323.290)	(8.137.262)
Gross profit/(loss)		5.930.210	(2.338.006)
Futsal income		58.610	171.339
Women's football income		42.769	56.466
Depreciation of intangible fixed assets	12	(86.840)	(62.258)
Amortisation intangible fixed assets - non players		(75.582)	(128.638)
Amortisation intangible fixed assets - players		(127.394)	(129.069)
Futsal expenses		(98.668)	(182.710)
Women's football expenses		(70.044)	(75.515)
Academy department expenses		(548.861)	(781.601)
Administration expenses		(2.925.628)	(1.610.309)
Players' representative cost	10	(34.004)	(375.345)
Operating profit/(loss)		2.064.568	(5.455.646)
Finance income	11	9.598	5.545
Finance costs	11	(31.819)	(13.991)
Profit/(loss) before taxation		2.042.347	(5.464.092)
Taxation		-	-
Net profit/(loss) for the year		2.042.347	(5.464.092)
Other comprehensive income		-	-
Total comprehensive income/(expense) for the year		2.042.347	(5.464.092)

The notes on pages 10 to 26 form an integral part of these financial statements.